



Name: _____ Date: _____ Period: _____

What impact did Industrialization have on American society?:

INVENTIONS

How did inventions of the Industrial Revolution impact America and change technology for today?

CONSTANT CHANGE




STEEL (1856)
Bessemer Process



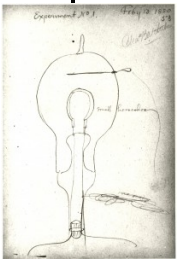
Brooklyn Bridge

TRANSATLANTIC CABLE (1858)

TELEPHONE (1876)



LIGHT BULB (1879)



ASSEMBLY LINE




SKYSCRAPERS (1885)

Elevator



INVENTION THESIS (answer the question – Which invention had the biggest impact?):



	Incomplete 0 points	Emerging 2 points	Moderate 3 points	Effective 4 points	Excellent 5 points
1 Main Claim/Thesis: A statement that asserts the writer's position on the given prompt, question, or topic	<p>___ The author offers no identifiable thesis.</p> <p style="text-align: right;"><input type="checkbox"/></p>	<p>___ In a single sentence at the end of the introduction, the author asserts their position on the prompt, question, or topic.</p> <p style="text-align: right;"><input type="checkbox"/></p>	<p>___ The thesis is clearly written . . . ___ and asserts an opinion (analysis, argument) OR presents the central idea (info.) that requires further support (doesn't simply restate the prompt).</p> <p style="text-align: right;"><input type="checkbox"/></p>	<p>___ The thesis/central idea addresses the fullness of the topic, question, or prompt (e.g. responds to all parts of multi-part question).</p> <p style="text-align: right;"><input type="checkbox"/></p>	<p>___ The author further limits, clarifies, and/or focuses their thesis (e.g. announces subclaims by introducing topics, offers a road map, etc.).</p> <p style="text-align: right;"><input type="checkbox"/></p>

GRANT ME A PATENT ACTIVITY



Instructions:

1. Pick an invention from Mrs. Holt
2. Research information about the invention
3. Create an advertisement that persuades the patent office to grant a patent to your invention
 - a. Use the entire back side of this paper
 - b. Include the name of the invention
 - c. Draw a good, detailed picture of the invention
 - d. Explain at least 3 pieces of evidence as to why this is a good invention
 - e. **BE PERSUASIVE AND CREATIVE!!!!**
4. Share your invention with the patent board for approval (next class)
 - a. Put together a 45-60 second pitch that you will use when presenting your invention